

Douglas County, Oregon
FY 2016-17

COMBINED SUMMARY OF BUDGETED RESOURCES AND REQUIREMENTS			
	Revised Budget FY 15-16	Adopted Budget FY 16-17	Increase/ (Decrease)
BEGINNING FUND BALANCES	134,475,991	125,139,536	(9,336,455)
<u>Revenues:</u>			
Timber Receipts/Safety Net Receipts:			
Safety Net Title I / O & C Receipts	7,970,974	2,500,000	(5,470,974)
Safety Net Title I / Federal Forest Receipts	6,596,801	922,667	(5,674,134)
Safety Net Title III - O&C/Federal Forest	1,199,699		(1,199,699)
Safety Net Title II (remains at federal level)	1,371,085		(1,371,085)
	17,138,559	3,422,667	(13,715,892)
Grants and Other Intergovernmental	31,246,183	33,957,686	2,711,503
Property Taxes	8,700,000	8,400,000	(300,000)
Interest	1,271,492	1,198,303	(73,189)
Outside Service Charges, Rents, Fees and Other	24,011,262	24,664,915	653,653
Interfund Service Charges and Reimbursements	13,722,181	13,617,104	(105,077)
Interfund Transfers and Loans	15,526,900	15,117,389	(409,511)
<i>Total Revenues</i>	111,616,577	100,378,064	(11,238,513)
TOTAL RESOURCES	246,092,568	225,517,600	(20,574,968)
<u>Expenditures:</u>			
Personnel Services	50,152,806	48,565,586	(1,587,220)
Materials and Services:			
County operations	54,426,244	53,157,282	(1,268,962)
Safety Net Title II (remains at federal level)	1,371,085		(1,371,085)
Capital Outlay	14,262,961	16,362,796	2,099,835
Operating Contingency	2,344,920	3,110,000	765,080
Interfund Transfers and Loans	15,526,900	15,117,389	(409,511)
All Other	871,001	280,160	(590,841)
<i>Total Expenditures</i>	138,955,917	136,593,213	(2,362,704)
ENDING FUND BALANCES	107,136,651	88,924,387	(18,212,264)
TOTAL REQUIREMENTS	246,092,568	225,517,600	(20,574,968)
CHANGE IN FUND BALANCES	(27,339,340)	(36,215,149)	(8,875,809)
FTE	578.38	539.03	(39.35)

Douglas County, Oregon
SUMMARY OF RESOURCES - ALL FUNDS
 FY 2016-17 Budget

Fund	Timber Receipts	Other Intergovernmental	Property Taxes	Interest	All Other Revenue	Interfund Activity			Subtotal	Beginning Fund Balance	Total Resources
						Interdept Charges	Transfers	Loans			
100 General Fund	2,500,000	7,059,026		400,000	8,380,352		1,244,854		19,584,232	45,000,000	64,584,232
220 Public Safety		4,929,054	8,400,000	12,000	3,306,597		6,882,420		23,530,071	915,640	24,445,711
207 Health & Soc Services		2,730,541			76,253		837,213		3,644,007	53,896	3,697,903
201 Public Works	692,000	10,102,000		553,000	68,300		1,000,000		12,415,300	56,000,000	68,415,300
205 County Fair Board		53,000		100	1,909,601		109,120		2,071,821		2,071,821
208 County Forest Mgm't				30,457	1,036,196		60,000	2,361,529	3,488,182	4,300,000	7,788,182
206 County Schools	230,667	320,000		1,000	1,000				552,667		552,667
202 Dog Control					95,000		260,724		355,724		355,724
214 Drug Abuse Prevention		100,000							100,000		100,000
212 Industrial Develop		340,000		25,296	25,825				391,121	2,700,000	3,091,121
203 Law Library				400	101,946				102,346	48,000	150,346
213 Salmon Habitat Imp		150,000		50					150,050		150,050
216 Title III		7,806,215		50,000					7,856,215	3,040,000	10,896,215
215 Water Resource Dev		134,000		13,000	800,000				947,000	1,500,000	2,447,000
302 Capital Projects				30,000	17,500				47,500	4,200,000	4,247,500
501 Salmon Harbor		233,850		10,000	1,983,345			2,361,529	4,588,724	975,000	5,563,724
540 Solid Waste				1,000	6,275,000				6,276,000	800,000	7,076,000
600 Employee Benefit Trust				62,000	400,000	10,540,104			11,002,104	4,907,000	15,909,104
620 Fleet Management				10,000	188,000	3,077,000			3,275,000	700,000	3,975,000
	<u>3,422,667</u>	<u>33,957,686</u>	<u>8,400,000</u>	<u>1,198,303</u>	<u>24,664,915</u>	<u>13,617,104</u>	<u>10,394,331</u>	<u>4,723,058</u>	<u>100,378,064</u>	<u>125,139,536</u>	<u>225,517,600</u>

Less:

Interfund Activity

(28,734,493)

Current Year Revenues for Graph

71,643,571

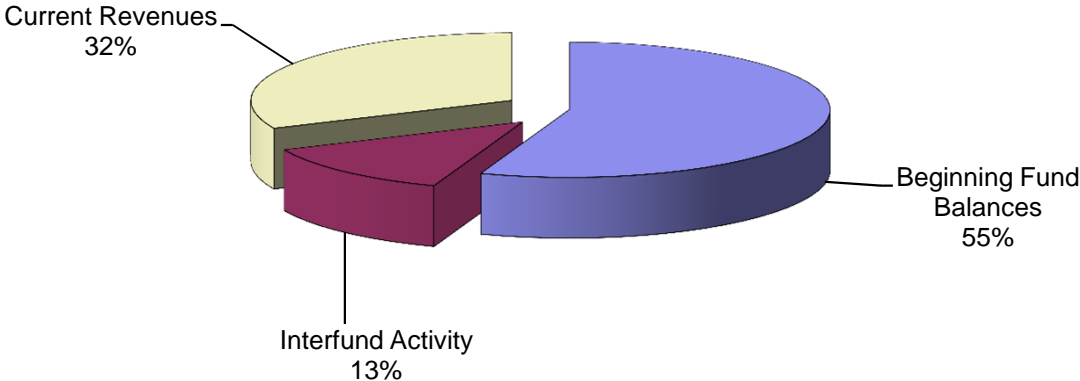
Douglas County, Oregon
SUMMARY OF REQUIREMENTS - ALL FUNDS
 FY 2016-17 Budget

Fund	Personnel Services	Materials and Services	Capital Outlay	Other*	Contingency	Interfund Activity		Total Expenditures	Ending Fund Balance	Total Requirements
						Transfers	Loans			
100 General Fund	18,289,335	7,226,985	1,356,500		2,500,000	1,170,397		30,543,217	34,041,015	64,584,232
220 Public Safety	18,723,067	4,844,451	40,000					23,607,518	838,193	24,445,711
207 Health & Soc Services	937,973	2,598,076				161,854		3,697,903		3,697,903
201 Public Works	5,557,094	6,948,537	5,463,196		300,000	6,652,750		24,921,577	43,493,723	68,415,300
205 County Fair Board	951,397	1,119,424	1,000					2,071,821		2,071,821
208 County Forest Mgm't	481,747	338,096	1,002,000	50,000	10,000	40,000	2,361,529	4,283,372	3,504,810	7,788,182
206 County Schools		552,667						552,667		552,667
202 Dog Control	102,577	253,147						355,724		355,724
214 Drug Abuse Prevention		100,000						100,000		100,000
212 Industrial Development		617,000	1,130,000	230,160		109,120		2,086,280	1,004,841	3,091,121
203 Law Library	24,781	52,610						77,391	72,955	150,346
213 Salmon Habitat Imp		150,050						150,050		150,050
216 Title III		9,683,215				1,213,000		10,896,215		10,896,215
215 Water Resource Dev	517,357	462,930	33,500		100,000	55,000		1,168,787	1,278,213	2,447,000
302 Capital Projects	10,000	395,000	3,842,500					4,247,500		4,247,500
501 Salmon Harbor	851,863	1,124,044	134,100				2,361,529	4,471,536	1,092,188	5,563,724
540 Solid Waste	1,196,140	1,618,350	2,970,000			992,210		6,776,700	299,300	7,076,000
600 Employee Benefit Trust	58,474	12,941,000						12,999,474	2,909,630	15,909,104
620 Fleet Management	863,781	2,131,700	390,000		200,000			3,585,481	389,519	3,975,000
	<u>48,565,586</u>	<u>53,157,282</u>	<u>16,362,796</u>	<u>280,160</u>	<u>3,110,000</u>	<u>10,394,331</u>	<u>4,723,058</u>	<u>136,593,213</u>	<u>88,924,387</u>	<u>225,517,600</u>
Less:										
Interfund Activity								<u>(28,734,493)</u>		
Current Expenditures for Graph								<u>107,858,720</u>		

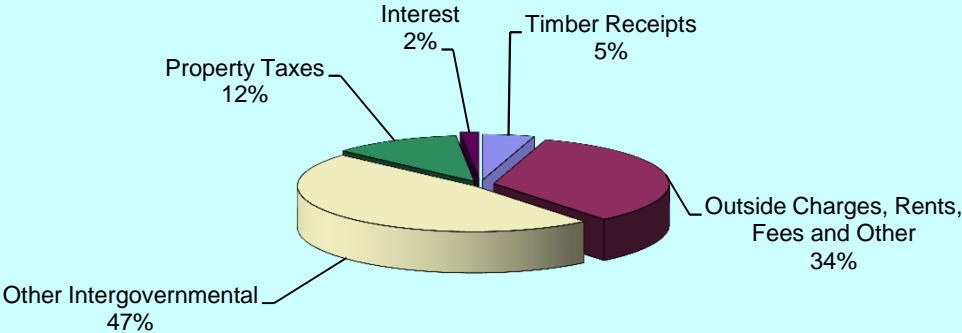
* Other Requirements are Debt Service and Additions to Notes Receivable.

BUDGETED RESOURCES - ALL FUNDS
FY 2016-17

TOTAL BUDGETED RESOURCES \$225,517,600

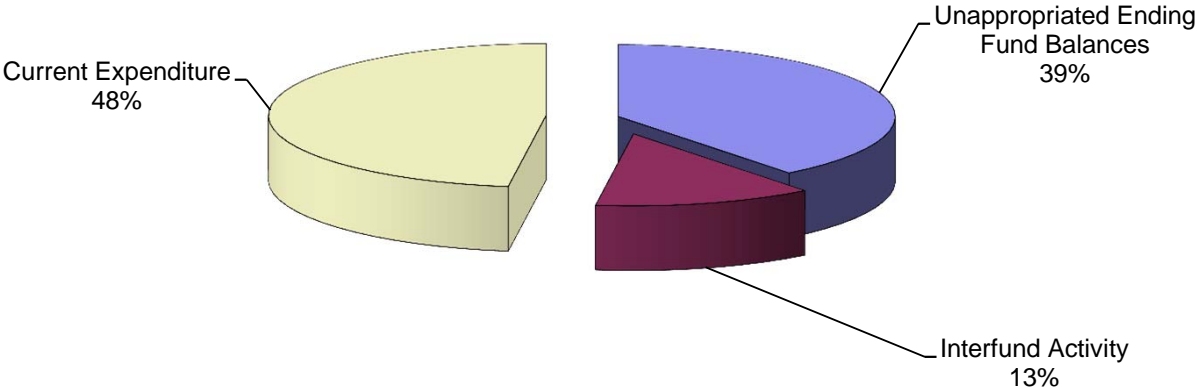


CURRENT REVENUES - \$71,643,571

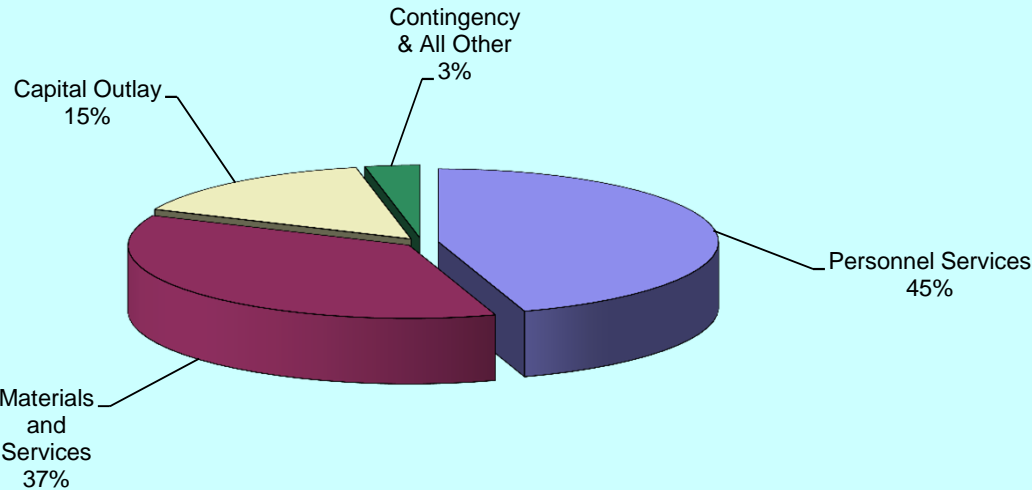


BUDGETED REQUIREMENTS - ALL FUNDS
FY 2016-17

TOTAL BUDGETED REQUIREMENTS \$225,517,600



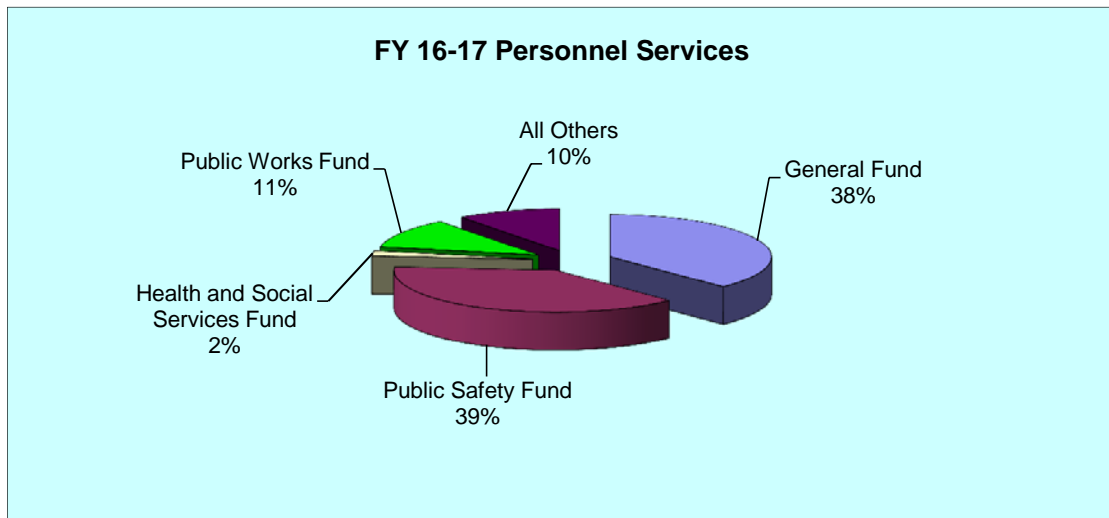
CURRENT EXPENDITURES - \$107,858,720



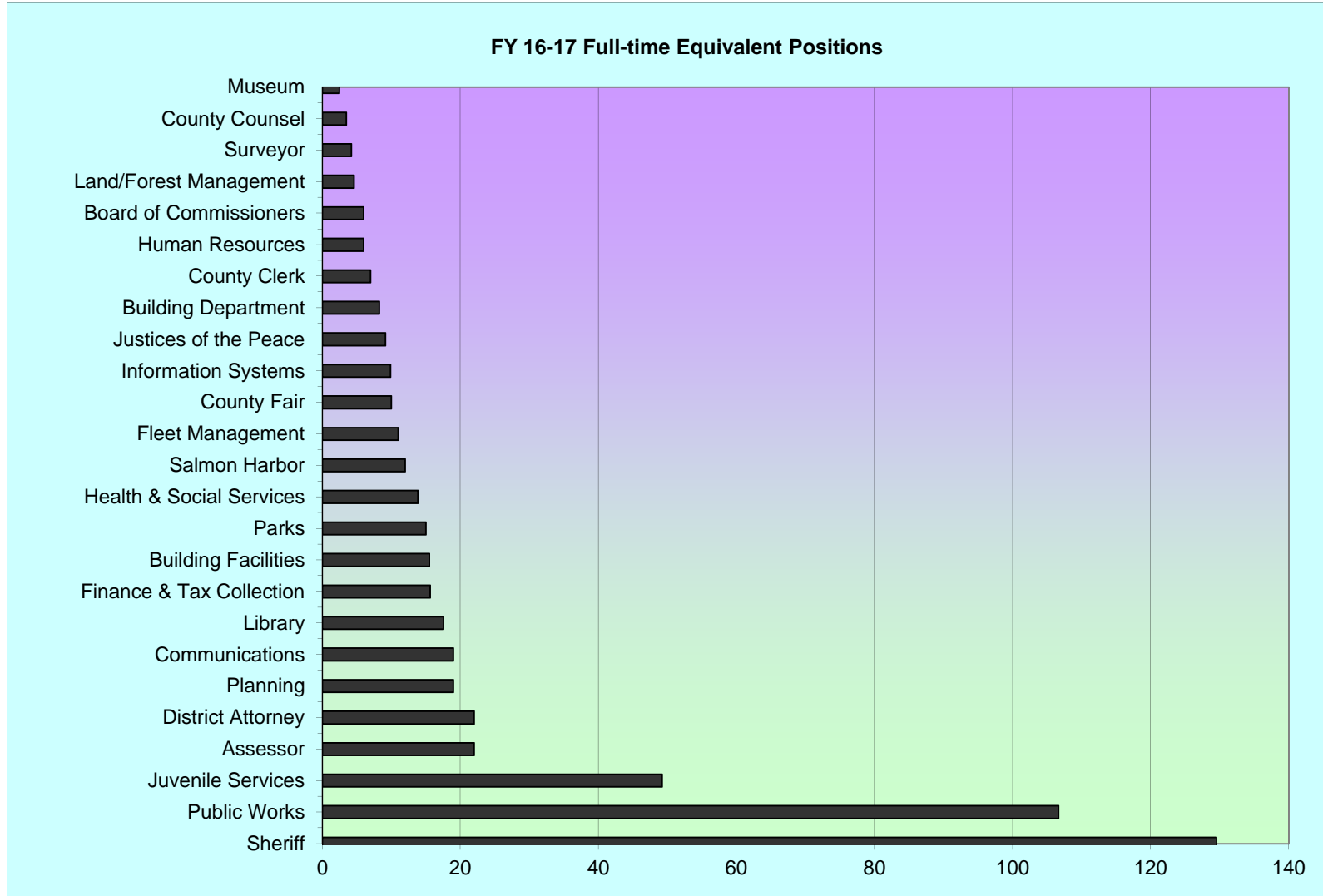
Douglas County, Oregon
PERSONNEL SERVICES
FY 2016-17

Fund Name	Revised Budget	Adopted Budget	Change	
	FY 15-16	FY 16-17	Amount	Percent
General Fund	\$18,176,193	\$18,289,335	\$113,142	0.62%
Public Safety Fund	18,336,549	18,723,067	386,518	2.11%
Health and Social Services Fund	3,337,934	937,973	(2,399,961)	-71.90%
Public Works Fund	5,443,213	5,557,094	113,881	2.09%
County Fair Board Fund	923,616	951,397	27,781	3.01%
County Forest Management Fund	494,978	481,747	(13,231)	-2.67%
Dog Control Fund	98,402	102,577	4,175	4.24%
Law Library Fund	24,023	24,781	758	3.16%
Water Resource Development Fund	500,785	517,357	16,572	3.31%
Capital Projects Fund	10,000	10,000		
Salmon Harbor Fund	788,006	851,863	63,857	8.10%
Solid Waste Fund	1,119,226	1,196,140	76,914	100.00%
Employee Benefit Trust Fund	54,124	58,474	4,350	8.04%
Fleet Management Fund	845,757	863,781	18,024	2.13%
TOTAL - ALL FUNDS	\$50,152,806	\$48,565,586	(\$1,587,220)	-3.16%

Full-time Equivalent Positions			
Revised Budget	Adopted Budget	Change	
		FY 15-16	FY 16-17
244.09	231.24	(12.85)	-5.26%
168.59	171.59	3.00	1.78%
45.35	13.85	(31.50)	-69.46%
62.75	62.75	0.00	0.00%
10.00	10.00	0.00	0.00%
4.60	4.60	0.00	0.00%
1.00	1.00	0.00	0.00%
0.50	0.50	0.00	0.00%
6.00	6.00	0.00	0.00%
11.00	12.00	1.00	9.09%
13.00	14.00	1.00	100.00%
0.50	0.50	0.00	0.00%
11.00	11.00	0.00	0.00%
578.38	539.03	(39.35)	-6.80%



Douglas County, Oregon
 FULL-TIME EQUIVALENT POSITIONS
 FY 2016-17 Budget



	Actual						Budget	
	09-10	10-11	11-12	12-13	13-14	14-15	15-16	16-17
Budgeted Full-time Equivalent Positions	762.41	753.24	727.60	701.60	715.20	599.18	578.38	539.03