

United States Senator NATIONAL

Vote for 1

	P a v e l m a n	G o b e r n	L H r o o k e n e r	W R I T E n d e n	O V V O E T R E S	U V N O D T E E R S
0001 01 GARDINER	3		9	45	2	0
0002 02 SMITH RIVER	0		3	6	0	0
0003 03 PIONEER	8		26	146	3	0
0004 04 HIGHLAND	10		17	130	1	0
0005 05 FOREST HILLS	6		15	162	3	0
0006 06 DEANS CREEK	4		5	37	0	0
0007 07 WINCHESTER BAY	5		9	47	2	0
0008 08 LOON LAKE	0		2	8	0	0
0009 09 EAST ELKTON	8		21	116	1	0
0010 10 ELKTON CITY	0		1	23	1	0
0011 11 DRAIN CITY	8		7	52	0	0
0012 12 NORTH DRAIN COUNTY	7		19	73	3	0
0013 13 YONCALLA COUNTY	14		16	111	2	0
0014 14 YONCALLA CITY	1		19	62	3	0
0015 15 OAKLAND CITY	2		8	76	0	0
0016 16 NORTH CALAPOOIA	8		26	149	4	0
0017 17 SUTHERLIN EAST	19		75	369	7	0
0018 18 SUTHERLIN WEST	10		34	162	6	0
0019 19 FAIR OAKS	8		21	129	8	0
0020 20 MELROSE SOUTH	8		12	106	2	0
0021 21 WILBUR	0		17	94	1	0
0022 22 COLES VALLEY	4		16	94	0	0
0023 23 GARDEN VALLEY	7		20	123	2	0
0024 24 LITTLE RIVER	14		37	222	9	0
0025 25 GLIDE	8		23	172	2	0
0026 26 CLARKS BRANCH	0		2	0	0	0
0027 27 DIXONVILLE	7		10	63	1	0
0028 28 MILL EAST	1		5	26	0	0
0029 29 WINCHESTER	6		38	224	8	0
0030 30 NEWTON CREEK	13		25	135	4	0
0031 31 MEADOWDALE	2		8	58	4	0
0032 32 RIDDLE COUNTY WEST	1		2	9	0	0
0033 33 SWEETBRIER	5		10	62	0	0
0034 34 CHARTER OAKS	2		6	60	2	0
0035 35 RIVERSDALE	11		16	93	3	0
0036 36 HUCREST	9		33	219	1	0
0037 37 KEASEY	9		24	212	4	0
0038 38 EDENBOWER	8		33	196	1	0
0039 39 DEER CREEK	1		15	105	5	0
0040 40 BENSON	4		8	87	2	0
0041 41 HAWTHORNE	7		16	157	1	0
0042 42 HERMANN	4		15	91	4	0
0043 43 LANE	6		10	98	3	0
0044 44 LAURELWOOD	0		4	71	0	0
0045 45 FAIRHAVEN	4		6	71	0	0
0046 46 BROWN	3		20	183	0	0
0047 47 ORCHARD	3		12	107	2	0
0048 48 WEST PARK	5		5	52	2	0

United States Senator NATIONAL

Vote for 1

P G W
 a o R
 v b L H I
 e e o o R W T O V U V
 l r r o y E V O U V
 m e k o y d E V O U V
 a n e n I R E D T
 n r n N S E E

(CONTINUED FROM PREVIOUS PAGE)


0049 49 PARROTT	13	29	99	3	0	8
0050 50 HAPPY VALLEY	27	69	307	6	0	24
0051 51 GREEN	4	10	77	1	0	7
0052 52 CIVIL BEND	4	8	39	2	0	3
0053 53 WINSTON NO. 1	13	21	128	9	0	6
0054 54 WINSTON NO. 2	9	27	180	6	0	14
0055 55 DILLARD	9	17	99	1	0	11
0056 56 MELROSE	13	39	209	6	0	19
0057 57 LOOKINGGLASS	6	16	113	5	0	7
0058 58 OLALLA	11	24	125	5	0	6
0059 59 CAMAS VALLEY	4	14	28	0	0	3
0060 60 MYRTLE CREEK NO. 1	9	11	89	4	0	2
0061 61 MYRTLE CREEK NO. 2	8	22	96	0	0	3
0062 62 MYRTLE CREEK COUNTY	9	35	119	4	1	9
0063 63 TRI CITY	23	62	250	6	0	17
0064 64 RIDDLE CITY	6	7	50	2	0	5
0065 65 RIDDLE COUNTY EAST	6	24	63	3	0	2
0066 66 CANYONVILLE CITY	5	25	107	2	0	10
0067 67 CANYONVILLE COUNTY	5	17	55	0	0	3
0068 68 DAYS CREEK	5	14	53	0	0	4
0069 69 TILLER	5	4	30	0	0	1
0070 70 GLENDALE/AZALEA	4	34	122	3	0	9
0071 71 GLENDALE CITY	0	8	27	2	0	2
0072 72 GLENDALE COUNTY	0	3	4	1	0	1
CANDIDATE TOTALS	478	1321	7562	180	1	548
CANDIDATE PERCENT	5.00	13.84	79.25	1.88		

I certify the votes recorded on this abstract correctly summarize the tally of votes cast at the election indicated.

Barbara E. Nielsen

Barbara E. Nielsen
 Douglas County Clerk

June 04, 2010



United States Representative in Congress

U.S. CONGRESSIONAL DISTRICT NO. 4
 Vote for 1

	P	A	D	W	R					
	e	e	I							
	t	F	T	O	V	U	V			
	e	a	E	V	O	N	O			
	r	z		E	T	D	T			
		i	I	R	E	E				
		o	N	S		R	S			
0001 01 GARDINER		47	5	0		10				
0002 02 SMITH RIVER		8	0	0		1				
0003 03 PIONEER		168	4	0		16				
0004 04 HIGHLAND		141	5	0		25				
0005 05 FOREST HILLS		162	5	0		27				
0006 06 DEANS CREEK		37	4	0		6				
0007 07 WINCHESTER BAY		58	1	0		8				
0008 08 LOON LAKE		10	0	0		0				
0009 09 EAST ELKTON		131	2	0		20				
0010 10 ELKTON CITY		22	1	0		2				
0011 11 DRAIN CITY		59	0	0		12				
0012 12 NORTH DRAIN COUNTY		91	4	0		13				
0013 13 YONCALLA COUNTY		116	9	0		25				
0014 14 YONCALLA CITY		66	2	0		20				
0015 15 OAKLAND CITY		81	1	0		8				
0016 16 NORTH CALAPOOIA		157	13	0		28				
0017 17 SUTHERLIN EAST		406	10	0		75				
0018 18 SUTHERLIN WEST		180	10	0		31				
0019 19 FAIR OAKS		145	15	0		29				
0020 20 MELROSE SOUTH		105	6	0		24				
0021 21 WILBUR		101	6	0		11				
0022 22 COLES VALLEY		98	2	0		22				
0023 23 GARDEN VALLEY		127	9	0		19				
0024 24 LITTLE RIVER		231	8	0		73				
0025 25 GLIDE		193	7	0		21				
0026 26 CLARKS BRANCH		0	2	0		0				
0027 27 DIXONVILLE		62	2	0		27				
0028 28 MILL EAST		31	0	0		4				
0029 29 WINCHESTER		235	9	0		46				
0030 30 NEWTON CREEK		151	6	0		31				
0031 31 MEADOWDALE		65	2	0		6				
0032 32 RIDDLE COUNTY WEST		10	1	0		2				
0033 33 SWEETBRIER		69	1	0		11				
0034 34 CHARTER OAKS		60	2	0		15				
0035 35 RIVERSDALE		93	5	0		37				
0036 36 HUCREST		236	3	0		42				
0037 37 KEASEY		227	6	0		30				
0038 38 EDENBOWER		211	5	0		32				
0039 39 DEER CREEK		107	7	0		21				
0040 40 BENSON		95	0	0		16				
0041 41 HAWTHORNE		161	7	0		23				
0042 42 HERMANN		98	4	0		15				
0043 43 LANE		101	7	0		15				
0044 44 LAURELWOOD		74	0	0		9				
0045 45 FAIRHAVEN		75	3	0		7				
0046 46 BROWN		194	3	0		26				
0047 47 ORCHARD		106	4	0		19				

United States Representative in Congress

U.S. CONGRESSIONAL DISTRICT NO. 4
 Vote for 1

W
 P A D R
 e e I
 t F T O V U V
 e a E V O N O
 r z - E T D T
 i I R E E E
 o N S R S

(CONTINUED FROM PREVIOUS PAGE)


0048 48 WEST PARK	54	3	0	9
0049 49 PARROTT	107	8	0	37
0050 50 HAPPY VALLEY	347	10	0	76
0051 51 GREEN	87	3	0	9
0052 52 CIVIL BEND	45	1	0	10
0053 53 WINSTON NO. 1	144	10	0	23
0054 54 WINSTON NO. 2	196	6	0	34
0055 55 DILLARD	117	5	0	15
0056 56 MELROSE	215	17	0	54
0057 57 LOOKINGGLASS	112	11	0	24
0058 58 OLALLA	135	9	0	27
0059 59 CAMAS VALLEY	39	2	0	8
0060 60 MYRTLE CREEK NO. 1	98	5	0	12
0061 61 MYRTLE CREEK NO. 2	106	2	0	21
0062 62 MYRTLE CREEK COUNTY	133	13	0	31
0063 63 TRI CITY	286	18	0	54
0064 64 RIDDLE CITY	52	3	0	15
0065 65 RIDDLE COUNTY EAST	76	7	0	15
0066 66 CANYONVILLE CITY	118	8	0	23
0067 67 CANYONVILLE COUNTY	60	3	0	17
0068 68 DAYS CREEK	59	3	0	14
0069 69 TILLER	32	3	0	5
0070 70 GLENDALE/AZALEA	147	6	0	19
0071 71 GLENDALE CITY	25	3	0	11
0072 72 GLENDALE COUNTY	5	1	0	3
CANDIDATE TOTALS	8196	368		1526
CANDIDATE PERCENT	95.70	4.29		

I certify the votes recorded on this abstract correctly summarize the tally of votes cast at the election indicated.

Barbara E. Nielsen

Barbara E. Nielsen
 Douglas County Clerk

June 04, 2010



Governor STATEWIDE PARTISAN

Vote for 1

	J o h n s	K i r l a n d	B B i r l a n d	W R I T E r y	O V E R S	U V N O T E D E E R S
0001 01 GARDINER	8	28	18	5	0	3
0002 02 SMITH RIVER	1	4	4	0	0	0
0003 03 PIONEER	13	108	60	5	0	2
0004 04 HIGHLAND	12	96	49	3	0	11
0005 05 FOREST HILLS	14	111	59	4	0	6
0006 06 DEANS CREEK	5	20	22	0	0	0
0007 07 WINCHESTER BAY	5	26	30	3	0	3
0008 08 LOON LAKE	0	8	1	0	0	1
0009 09 EAST ELKTON	15	71	58	3	0	6
0010 10 ELKTON CITY	0	16	8	1	0	0
0011 11 DRAIN CITY	7	39	20	1	0	4
0012 12 NORTH DRAIN COUNTY	13	50	41	2	0	2
0013 13 YONCALLA COUNTY	15	79	42	3	0	11
0014 14 YONCALLA CITY	7	42	30	5	0	4
0015 15 OAKLAND CITY	5	58	25	0	0	2
0016 16 NORTH CALAPOOIA	22	118	44	4	0	10
0017 17 SUTHERLIN EAST	50	324	95	4	0	18
0018 18 SUTHERLIN WEST	18	127	58	7	0	11
0019 19 FAIR OAKS	9	96	62	10	0	12
0020 20 MELROSE SOUTH	10	78	34	5	0	8
0021 21 WILBUR	13	60	35	3	0	7
0022 22 COLES VALLEY	11	64	41	0	0	6
0023 23 GARDEN VALLEY	7	93	46	4	0	5
0024 24 LITTLE RIVER	31	185	66	8	0	22
0025 25 GLIDE	8	139	58	4	0	12
0026 26 CLARKS BRANCH	2	0	0	0	0	0
0027 27 DIXONVILLE	10	48	27	2	0	4
0028 28 MILL EAST	6	17	9	2	0	1
0029 29 WINCHESTER	15	169	84	9	0	13
0030 30 NEWTON CREEK	21	123	40	2	0	2
0031 31 MEADOWDALE	3	45	17	5	0	3
0032 32 RIDDLE COUNTY WEST	2	7	3	0	0	1
0033 33 SWEETBRIER	2	54	23	0	0	2
0034 34 CHARTER OAKS	2	46	20	2	0	7
0035 35 RIVERSDALE	12	87	27	2	0	7
0036 36 HUCREST	17	186	63	0	0	15
0037 37 KEASEY	10	163	77	5	0	8
0038 38 EDENBOWER	18	164	55	3	0	8
0039 39 DEER CREEK	6	88	32	4	0	5
0040 40 BENSON	5	70	24	1	0	11
0041 41 HAWTHORNE	5	115	68	1	0	2
0042 42 HERMANN	10	75	26	4	0	2
0043 43 LANE	12	84	24	0	0	3
0044 44 LAURELWOOD	2	60	18	0	0	3
0045 45 FAIRHAVEN	3	57	23	1	0	1
0046 46 BROWN	14	148	50	4	0	7
0047 47 ORCHARD	3	96	24	2	0	4

Governor STATEWIDE PARTISAN

Vote for 1

JK
 o i B B W
 h t i r R
 R O n z l a I
 o b h l d T O V U V
 g r a b u E V O N O
 e i b u I E T D T
 r s e r y I R E E E
 t r y N S R S

(CONTINUED FROM PREVIOUS PAGE)


0048 48 WEST PARK	5	47	12	2	0	0
0049 49 PARROTT	31	61	45	7	0	8
0050 50 HAPPY VALLEY	31	255	117	12	0	18
0051 51 GREEN	2	66	26	1	0	4
0052 52 CIVIL BEND	4	34	13	3	0	2
0053 53 WINSTON NO. 1	9	102	54	9	0	3
0054 54 WINSTON NO. 2	15	146	49	8	0	18
0055 55 DILLARD	10	86	31	3	0	7
0056 56 MELROSE	20	171	68	14	0	13
0057 57 LOOKINGGLASS	15	82	45	3	0	2
0058 58 OLALLA	14	102	48	4	0	3
0059 59 CAMAS VALLEY	3	24	18	1	1	2
0060 60 MYRTLE CREEK NO. 1	8	63	36	5	0	3
0061 61 MYRTLE CREEK NO. 2	14	82	30	1	0	2
0062 62 MYRTLE CREEK COUNTY	19	79	62	9	0	8
0063 63 TRI CITY	41	216	80	9	1	11
0064 64 RIDDLE CITY	5	41	19	3	0	2
0065 65 RIDDLE COUNTY EAST	11	44	36	7	0	0
0066 66 CANYONVILLE CITY	9	75	58	3	0	4
0067 67 CANYONVILLE COUNTY	10	42	23	1	0	4
0068 68 DAYS CREEK	4	33	35	0	0	4
0069 69 TILLER	6	16	16	0	0	2
0070 70 GLENDALE/AZALEA	12	93	52	7	0	8
0071 71 GLENDALE CITY	2	17	17	2	0	1
0072 72 GLENDALE COUNTY	3	5	0	1	0	0
CANDIDATE TOTALS	782	5924	2730	248	2	404
CANDIDATE PERCENT	8.07	61.17	28.19	2.56		

I certify the votes recorded on this abstract correctly summarize the tally of votes cast at the election indicated.

Barbara E. Nielsen

Barbara E. Nielsen
 Douglas County Clerk

June 04, 2010



State Treasurer STATEWIDE PARTISAN

Vote for 1

	R M i e c t k s g e r	T W e h d e l e r	W R I T E I N	O V V O E T R E S	U V N O D T E E R S
0001 01 GARDINER	28	22	1	0	11
0002 02 SMITH RIVER	6	2	0	0	1
0003 03 PIONEER	68	87	4	0	29
0004 04 HIGHLAND	78	65	2	0	26
0005 05 FOREST HILLS	86	79	3	0	26
0006 06 DEANS CREEK	21	17	0	0	9
0007 07 WINCHESTER BAY	23	34	0	0	10
0008 08 LOON LAKE	5	5	0	0	0
0009 09 EAST ELKTON	43	73	3	0	34
0010 10 ELKTON CITY	8	11	0	0	6
0011 11 DRAIN CITY	29	32	0	0	10
0012 12 NORTH DRAIN COUNTY	42	48	0	0	18
0013 13 YONCALLA COUNTY	60	66	1	0	23
0014 14 YONCALLA CITY	39	35	3	0	11
0015 15 OAKLAND CITY	33	45	1	0	11
0016 16 NORTH CALAPOOIA	71	85	1	0	41
0017 17 SUTHERLIN EAST	186	232	2	0	71
0018 18 SUTHERLIN WEST	66	104	7	0	44
0019 19 FAIR OAKS	68	75	5	0	41
0020 20 MELROSE SOUTH	47	55	3	0	30
0021 21 WILBUR	34	59	1	0	24
0022 22 COLES VALLEY	44	49	0	0	29
0023 23 GARDEN VALLEY	44	83	2	0	26
0024 24 LITTLE RIVER	117	113	7	0	75
0025 25 GLIDE	70	111	2	0	38
0026 26 CLARKS BRANCH	0	2	0	0	0
0027 27 DIXONVILLE	27	39	1	0	24
0028 28 MILL EAST	11	16	0	0	8
0029 29 WINCHESTER	112	126	4	0	48
0030 30 NEWTON CREEK	72	90	1	0	25
0031 31 MEADOWDALE	33	25	1	0	14
0032 32 RIDDLE COUNTY WEST	4	8	0	0	1
0033 33 SWEETBRIER	26	37	1	0	17
0034 34 CHARTER OAKS	19	36	0	0	22
0035 35 RIVERSDALE	37	65	1	0	32
0036 36 HUCREST	86	140	0	0	55
0037 37 KEASEY	102	122	3	0	36
0038 38 EDENBOWER	96	115	0	0	37
0039 39 DEER CREEK	50	60	1	0	24
0040 40 BENSON	38	47	0	0	26
0041 41 HAWTHORNE	56	102	1	0	32
0042 42 HERMANN	49	48	0	0	20
0043 43 LANE	45	55	0	0	23
0044 44 LAURELWOOD	27	42	0	0	14
0045 45 FAIRHAVEN	31	36	0	0	18
0046 46 BROWN	76	113	0	0	34
0047 47 ORCHARD	43	57	2	0	27
0048 48 WEST PARK	19	35	1	0	11

State Treasurer STATEWIDE PARTISAN

Vote for 1

W
 R I
 T O V U V
 E V O N O
 E T D T
 I R E E E
 N S R S

(CONTINUED FROM PREVIOUS PAGE)


	g	l	I	R	E
0049 49 PARROTT	59	71	3	0	19
0050 50 HAPPY VALLEY	150	208	4	1	70
0051 51 GREEN	28	47	1	0	23
0052 52 CIVIL BEND	20	26	0	0	10
0053 53 WINSTON NO. 1	61	85	3	0	28
0054 54 WINSTON NO. 2	87	104	1	0	44
0055 55 DILLARD	38	72	0	0	27
0056 56 MELROSE	81	128	6	0	71
0057 57 LOOKINGGLASS	36	81	0	0	30
0058 58 OLALLA	67	76	1	0	27
0059 59 CAMAS VALLEY	11	29	0	0	9
0060 60 MYRTLE CREEK NO. 1	49	43	3	0	20
0061 61 MYRTLE CREEK NO. 2	49	58	0	0	22
0062 62 MYRTLE CREEK COUNTY	59	81	1	0	36
0063 63 TRI CITY	128	157	3	0	70
0064 64 RIDDLE CITY	18	37	2	0	13
0065 65 RIDDLE COUNTY EAST	44	38	4	0	12
0066 66 CANYONVILLE CITY	53	63	1	0	32
0067 67 CANYONVILLE COUNTY	23	45	1	0	11
0068 68 DAYS CREEK	27	33	0	0	16
0069 69 TILLER	19	14	0	0	7
0070 70 GLENDALE/AZALEA	60	72	3	0	37
0071 71 GLENDALE CITY	14	18	1	0	6
0072 72 GLENDALE COUNTY	1	5	0	0	3
CANDIDATE TOTALS	3557	4594	103	1	1835
CANDIDATE PERCENT	43.09	55.65	1.24		

I certify the votes recorded on this abstract correctly summarize the tally of votes cast at the election indicated.

Barbara E. Nielsen

Barbara E. Nielsen
 Douglas County Clerk

June 04, 2010



State Senator, 4th District SENATE DISTRICT 4

Vote for 1


	F P	W R	O V	U V
	l o y d n s k i	r o z a n E I N	T E V O E T R E S	N O D T E E R S
0002 02 SMITH RIVER		6	0	3
0008 08 LOON LAKE		10	0	0
0009 09 EAST ELKTON		96	1	56
0010 10 ELKTON CITY		16	1	8
0011 11 DRAIN CITY		50	0	21
0012 12 NORTH DRAIN COUNTY		79	1	28
0013 13 YONCALLA COUNTY		112	5	33
0014 14 YONCALLA CITY		63	5	20
0015 15 OAKLAND CITY		72	0	18
0016 16 NORTH CALAPOOIA		139	3	56
0017 17 SUTHERLIN EAST		357	6	128
0018 18 SUTHERLIN WEST		155	3	63
0019 19 FAIR OAKS		127	10	52
0021 21 WILBUR		92	5	21
0022 22 COLES VALLEY		93	0	29
0023 23 GARDEN VALLEY		121	5	29
0024 24 LITTLE RIVER		198	5	109
0025 25 GLIDE		164	2	55
0056 56 MELROSE		194	9	83
0069 69 TILLER		34	0	6
CANDIDATE TOTALS	2178	61		818
CANDIDATE PERCENT	97.27	2.72		

I certify the votes recorded on this abstract correctly summarize the tally of votes cast at the election indicated.

Barbara E. Nielsen

Barbara E. Nielsen
 Douglas County Clerk

June 04, 2010



State Representative, 1st District HOUSE DISTRICT 1

Vote for 1


	L y n n d r e d	K i n d o l n i n s	W R I T E - I N	O V V O E T R E S	U V N O D T E E R S	
0020 20 MELROSE SOUTH		45	20	3	0	67
0026 26 CLARKS BRANCH		0	2	0	0	0
0032 32 RIDDLE COUNTY WEST		5	3	0	0	5
0034 34 CHARTER OAKS		24	12	0	0	41
0051 51 GREEN		35	14	1	0	49
0052 52 CIVIL BEND		19	17	1	0	19
0053 53 WINSTON NO. 1		76	35	6	0	60
0054 54 WINSTON NO. 2		85	54	5	0	92
0055 55 DILLARD		47	28	4	0	58
0057 57 LOOKINGGLASS		46	32	1	0	68
0058 58 OLALLA		64	33	3	0	71
0059 59 CAMAS VALLEY		20	7	1	0	21
0072 72 GLENDALE COUNTY		1	4	1	0	3
CANDIDATE TOTALS		467	261	26		554
CANDIDATE PERCENT		61.93	34.61	3.44		

I certify the votes recorded on this abstract correctly summarize the tally of votes cast at the election indicated.

Barbara E. Nielsen

Barbara E. Nielsen
 Douglas County Clerk

June 04, 2010



State Representative, 2nd District HOUSE DISTRICT 2

Vote for 1


	H M	W	O V	U V
	a c	R	V O	N O
	r D	I	E T	D T
	r e	T	R E	E E
	y r	E	S	R S
	m	I		
	o	N		
	t			
	t			
0027 27 DIXONVILLE	44	2	0	45
0028 28 MILL EAST	18	0	0	17
0029 29 WINCHESTER	188	3	0	99
0030 30 NEWTON CREEK	123	5	0	60
0031 31 MEADOWDALE	49	2	0	22
0033 33 SWEETBRIER	56	0	0	25
0035 35 RIVERSDALE	68	1	0	66
0036 36 HUCREST	179	2	0	100
0037 37 KEASEY	164	4	0	95
0038 38 EDENBOWER	156	1	0	91
0039 39 DEER CREEK	78	6	0	51
0040 40 BENSON	68	0	0	43
0041 41 HAWTHORNE	120	3	0	68
0042 42 HERMANN	78	2	0	37
0043 43 LANE	79	2	0	42
0044 44 LAURELWOOD	52	0	0	31
0045 45 FAIRHAVEN	57	1	0	27
0046 46 BROWN	144	2	0	77
0047 47 ORCHARD	86	3	0	40
0048 48 WEST PARK	40	3	0	23
0049 49 PARROTT	95	6	0	51
0050 50 HAPPY VALLEY	295	5	0	133
0060 60 MYRTLE CREEK NO. 1	72	3	0	40
0061 61 MYRTLE CREEK NO. 2	90	1	0	38
0062 62 MYRTLE CREEK COUNTY	96	7	0	74
0063 63 TRI CITY	217	8	0	133
0064 64 RIDDLE CITY	41	2	0	27
0065 65 RIDDLE COUNTY EAST	60	3	0	35
0066 66 CANYONVILLE CITY	102	2	0	45
0067 67 CANYONVILLE COUNTY	56	1	0	23
0068 68 DAYS CREEK	46	1	0	29
0070 70 GLENDALE/AZALEA	106	7	0	59
0071 71 GLENDALE CITY	25	3	0	11
CANDIDATE TOTALS	3148	91		1757
CANDIDATE PERCENT	97.19	2.80		

I certify the votes recorded on this abstract correctly summarize the tally of votes cast at the election indicated.

Barbara E. Nielsen

Barbara E. Nielsen
 Douglas County Clerk

June 04, 2010



State Representative, 7th District HOUSE DISTRICT 7

Vote for 1


	W R I S B T O V U V a y E V O N O r e - E T N O a r I E R E E E s N S R S			
0002 02 SMITH RIVER	5	0	0	4
0008 08 LOON LAKE	9	0	0	1
0009 09 EAST ELKTON	91	5	0	57
0010 10 ELKTON CITY	15	0	0	10
0011 11 DRAIN CITY	49	0	0	22
0012 12 NORTH DRAIN COUNTY	71	4	0	33
0013 13 YONCALLA COUNTY	105	1	0	44
0014 14 YONCALLA CITY	63	2	0	23
0015 15 OAKLAND CITY	59	1	0	30
0016 16 NORTH CALAPOOIA	132	5	0	61
0017 17 SUTHERLIN EAST	358	6	0	127
0018 18 SUTHERLIN WEST	156	6	0	59
0019 19 FAIR OAKS	113	11	0	65
0021 21 WILBUR	80	4	0	34
0022 22 COLES VALLEY	77	2	0	43
0023 23 GARDEN VALLEY	115	6	0	34
0024 24 LITTLE RIVER	180	5	0	127
0025 25 GLIDE	154	2	0	65
0056 56 MELROSE	171	10	0	105
0069 69 TILLER	34	0	0	6
CANDIDATE TOTALS	2037	70		950
CANDIDATE PERCENT	96.67	3.32		

I certify the votes recorded on this abstract correctly summarize the tally of votes cast at the election indicated.

Barbara E. Nielsen

Barbara E. Nielsen
 Douglas County Clerk

June 04, 2010



State Representative, 9th District HOUSE DISTRICT 9

Vote for 1

	W R A R I r o T n b E i l e a I n N	O V V O E T R E S	U V N O D T E E R S
0001 01 GARDINER	36	3	0
0003 03 PIONEER	148	4	0
0004 04 HIGHLAND	125	5	0
0005 05 FOREST HILLS	157	4	0
0006 06 DEANS CREEK	35	2	0
0007 07 WINCHESTER BAY	51	1	0
CANDIDATE TOTALS	552	19	158
CANDIDATE PERCENT	96.67	3.32	

I certify the votes recorded on this abstract correctly summarize the tally of votes cast at the election indicated.

Barbara E. Nielsen

Barbara E. Nielsen
 Douglas County Clerk

June 04, 2010

